

# MILLS<sup>®</sup> PARTITIONS

Distinctive style. Superior durability.



Bradmar™ Solid Plastic  
Stainless Steel  
Fusion™ Granite

Powder Coated  
Phenolic

Commercial Washrooms. Brought to Life.



# Mills® Partitions

Offering a wide selection of the most innovative product materials available, Mills® partitions are suited for a variety of applications and environments. The quality materials used provide key features to architects and specifiers, such as aesthetic appeal, vandal resistance, low cost and warranties. From high-performance material options to creative style solutions, Mills partitions provide architects smart, economical choices.

## MATERIALS

Bradley has the largest green product offering of restroom partition materials. Most are GREENGUARD Certified as low emitting materials. Our 100% post-consumer recycled content HDPE material in the Bradmar™ line is made entirely of recycled milk jugs. On average, each stall keeps more than 1600 milk jugs out of landfills.



**Stainless Steel** Pg 6, 16  
40% pre-consumer, 25% post-consumer recycled stainless steel.  
• Heavy traffic  
• Privacy options



**Powder Coated** Pg 8, 16  
25% pre-consumer.  
• Moderate traffic  
• Privacy options



**Bradmar™ Solid Plastic** Pg 10, 16  
30% pre-consumer, 100% pre-consumer or 100% post-consumer recycled high density polyethylene (HDPE).  
• Heavy traffic  
• Privacy options



**Phenolic Core** Pg 12, 16  
20% pre-consumer recycled phenolic core.  
• Heavy traffic  
• Privacy options



**Fusion™ Granite & Stainless Steel** Pg 14, 16  
Natural granite partition panels, pilasters and urinal screens, and stainless steel or powder coated doors.  
• Heavy traffic

## MOUNTING STYLES

Bradley's wide variety of partition mounting styles meet the design needs of every application, from airports and sports entertainment complexes to restaurants, fitness centers and schools. Whether easy maintenance, economy, durability, added support, design aesthetic or “all of the above” are driving the decision, Mills offers a style most suited to your building's restrooms.

**Sentinel™ Floor-Mounted, Overhead Braced Series 400**




This style provides the most economical solution for heavy traffic and vandalism-prone areas. Because it requires no special floor or ceiling construction, installation is easy in new construction or existing buildings. The anti-grip head rail provides outstanding rigidity.  
**NEW! Extra height doors and panels available.**

**Floor-Braced Series 500**



Floor-braced partitions complement design with functional performance. Recommended for buildings with high ceilings, it enhances the effect of spaciousness. A minimum three inch concrete floor for anchoring is required. This style not available in Bradmar solid plastic or Fusion.

**Ceiling Hung Series 600**



Ceiling hung partitions are ideal for areas with low ceilings. Offering an area free from obstruction to allow for fast and easy maintenance, the system requires structural supports in the ceiling for maximum rigidity. Not recommended for ceiling heights over eight feet. Not available in Bradmar solid plastic or Fusion™.

**Floor-to-Ceiling Series 700**



This style works well where additional support is required. Anchored at the floor and ceiling. Offers the most stability. Not available in Fusion.  
**NEW! Extra height doors and panels available.**



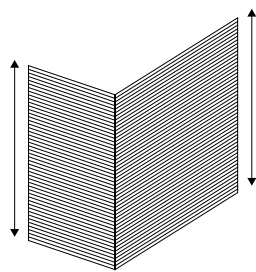
Demand for greater privacy in public restrooms has been a long time coming.

What is privacy? For many it brings to mind ‘a retreat, seclusion, solitude’. While most might not associate those terms with public restrooms, there is no question that privacy is becoming more important to everyone who uses those spaces. Taking cues from European influence, Bradley privacy partitions give owners and architects the options to create a comfortable, durable restroom retreat for users.

Mills Privacy Partition Features

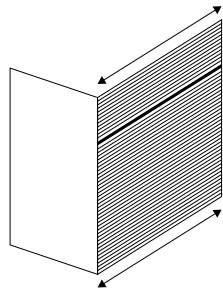
Nearly 30% of Americans use a public restroom simply to get away.

Whether new construction or renovation, Mills Privacy partitions offer all the features you need to give users a private restroom retreat for any application. Save on installation and material costs compared to full wall construction.




EXTRA HEIGHT DOORS AND PANELS

72" (1829 mm) tall doors and panels mounted 6" (153 mm) AFF  
69" (1753 mm) tall doors and panels mounted 9" (230 mm) AFF for ADA stalls  
Two mounting styles: floor-mounted overhead braced or floor-to-ceiling



EXTRA DEPTH PANELS

Available in depths up to 84" (2134 mm)  
Available with extra height stalls  
Featuring NEW aluminum H-bracket for clean design aesthetic



NO-SITE™ OPTIONS

Eliminates gaps between doors, pilasters and panels  
Bradmar partitions available with integral No-Site™ design  
Full privacy height No-Site strips available for stainless steel, powder coated and phenolic partitions  
Full privacy height continuous hinges and brackets available for all materials





**Privacy options**  
Extra-height doors and panels available when additional privacy is needed.




# Stainless Steel

Mills takes this popular look to the limit with seamless panels.

- Facing sheets of panels and doors integrally locked together; corners are welded smooth or adhered with a corner clip
- The Permaseal™ design is stronger than conventional crown molding construction
- Extra-height doors and panels available when additional privacy is needed
- The finish wraps completely around the edges
- GREENGUARD Gold Certified



## Stainless Steel Textures



Satin      5WL Textured      Leather Grain

## The Permaseal™ Edge

Mills' exclusive Permaseal edge is available in Stainless Steel or Powder Coated (pg 8).  
The Permaseal design locks facing metal sheets integrally together around the perimeter of the panel.

- 15-year warranty against rust-out – best in the industry.
- No moisture penetration
- No rust





A palette of 15 rich colors and a wide variety of styles at a lean price meet virtually any design need.



**Privacy options**  
Extra-height doors and panels available when additional privacy is needed.



## Powder Coated

This quality powder coated finish combined with the exclusive Permaseal design makes Mills the best high value metal partition system available.

- State-of-the-art paint system offers 15 rich colors  
Extra-height doors and panels available when additional privacy is needed
- Durable powder coated finish allows for years of long-lasting beauty
- GREENGUARD Certified as a low emitting material



### Powder Coated Colors

							
Adaptive Shade (7053)	Almond (2103)	Black (0250)	Buff (1029)	Burgundy (0410)	Carnival Red (2145)	Cyberspace (7076)	Dove Gray (2125)
							
Dusk Gray (0177)	Glacier Blue (0550)	Polo Green (0386)	Royal Blue (0260)	Toffee (8517)	Warm Gray (0412)	White (0750)	

Due to printing variances, the actual material color may differ. Contact your local Bradley Representative for samples.



## Bradmar Solid Plastic

Bradmar Partitions, Urinal and Sight Screens and Shower Dividers are fabricated from 30% pre-consumer, 100% pre-consumer or 100% post-consumer recycled high density polyethylene (HDPE). A variety of color options provides many design options.

- Low maintenance and high vandal resistance
- Withstands wet and humid environments
- Ideal for schools, theme parks, stadiums and arenas – any high-traffic restroom
- 15-year warranty – one of the industry’s best
- GREENGUARD Certified as a low emitting material




### No-Site Partitions


Bradley offers No-Site style partitions in Bradmar with no gap between the doors and pilasters to ensure privacy. Traditional stalls can have up to a 0.5" (13 mm) gap, leaving an uncomfortable “site” line.

- No gaps ensure privacy
- Extra-height doors and panels available when additional privacy is needed
- Available in floor-mounted, overhead braced and floor-to-ceiling mounting styles


### Bradmar 30% Pre-consumer Colors



### Bradmar 100% Post-consumer Colors



### Bradmar 100% Pre-consumer Color



Due to printing variances, the actual material color may differ. Contact your local Bradley Representative for samples.





**Privacy options**  
Extra-height doors and panels available when additional privacy is needed.




Phenolic Core

Its impact resistance and superior strength are a result of high heat and high-pressure molding of solid phenolic core material with a decorative melamine surface.

- Resists water, oil and bacteria
- Withstands wet and humid environments
- Extra-height doors and panels available when additional privacy is needed
- Perfect for high traffic areas
- GREENGUARD Certified as a low emitting material



Phenolic Colors



\*Woodgrain color available at additional charge.




# Fusion Granite & Stainless Steel

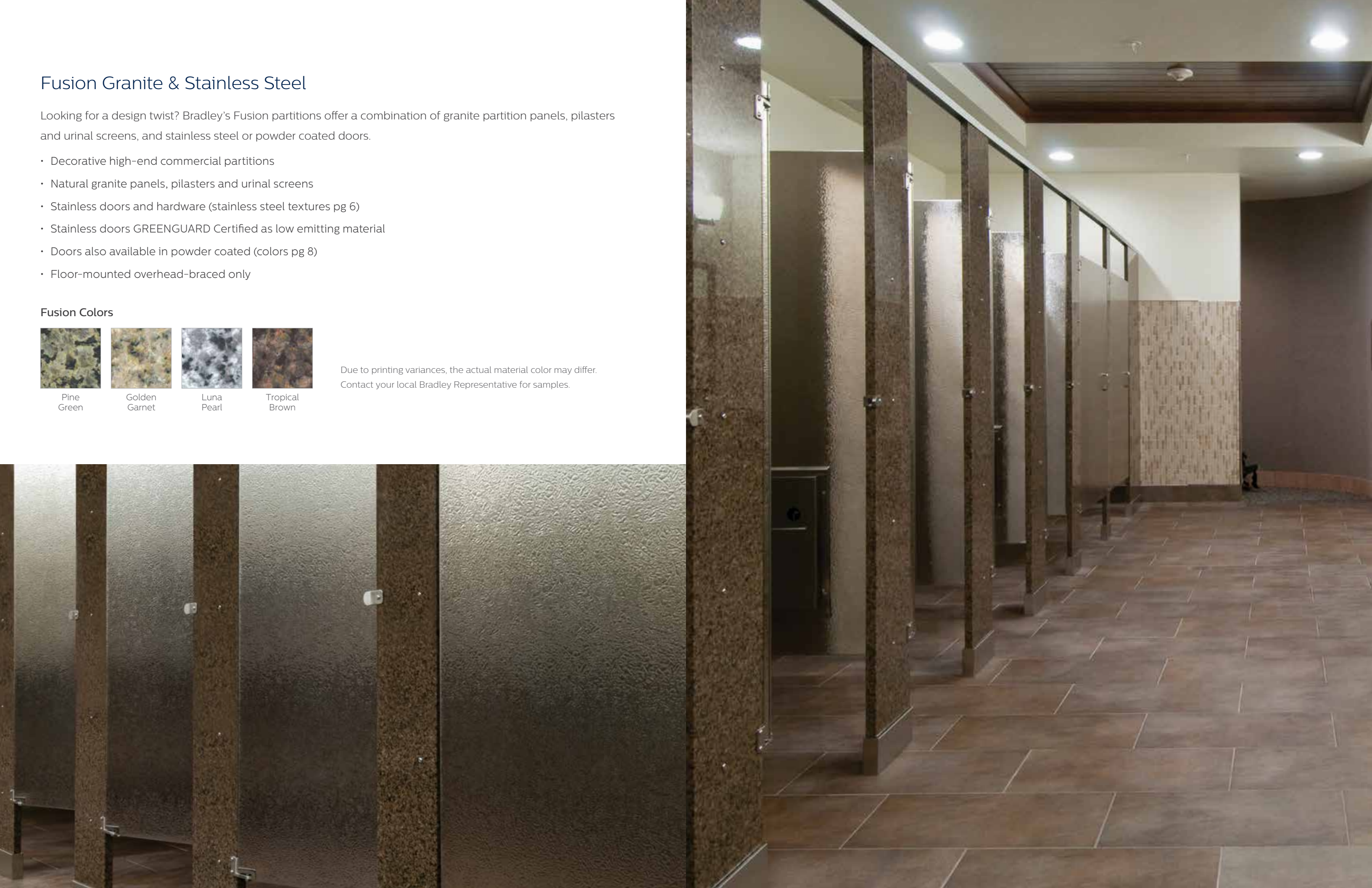
Looking for a design twist? Bradley's Fusion partitions offer a combination of granite partition panels, pilasters and urinal screens, and stainless steel or powder coated doors.

- Decorative high-end commercial partitions
- Natural granite panels, pilasters and urinal screens
- Stainless doors and hardware (stainless steel textures pg 6)
- Stainless doors GREENGUARD Certified as low emitting material
- Doors also available in powder coated (colors pg 8)
- Floor-mounted overhead-braced only

## Fusion Colors



Due to printing variances, the actual material color may differ.  
Contact your local Bradley Representative for samples.





MATERIAL		POWDER COATED	PHENOLIC CORE	BRADMAR	STAINLESS STEEL	FUSION
MOUNTING STYLE SERIES		400 500 600 700	400 500 600 700	400 700	400 500 600 700	400
TRAFFIC		Moderate	Heavy	Heavy	Heavy	Heavy
VANDAL RESISTANCE		Finish susceptible to graffiti and scratches Durable Impact resistant	Highly durable Impact resistant Heavy-duty stainless steel hardware is standard	Graffiti easily wiped away with ordinary cleaners Dent-proof	Textured patterns resist scratches Buffing removes scratches from brushed finish	Granite: extremely stain- and scratch-resistant  Stainless steel: Buffing removes scratches from brushed finish
ENVIRONMENT		Moderate	Dry Moderate Humid Wet	Dry Moderate Humid Wet	Dry Moderate	Dry Moderate
AESTHETICS		15 standard colors High quality gloss finish Edges: Permaseal	Most standard Formica® or Wilsonart® color or pattern Edges: Solid black	15 standard colors Aluminum brackets Stainless steel shoes	Satin brushed 5WL textured Leather Grain textured Texture or pattern wraps around edges Edges: Permaseal	Granite and Stainless steel
PRIVACY OFFERINGS	DOOR + PANEL HEIGHT	72" (1829 mm) H 6" (153 mm) AFF ADA stalls 69" (1753 mm) H 9" (230 mm) AFF	72" (1829 mm) H 6" (153 mm) AFF ADA stalls 69" (1753 mm) H 9" (230 mm) AFF	72" (1829 mm) H 6" (153 mm) AFF ADA stalls 69" (1753 mm) H 9" (230 mm) AFF	72" (1829 mm) H 6" (153 mm) AFF ADA stalls 69" (1753 mm) H 9" (230 mm) AFF	—
	MOUNTING CONFIGURATION	Floor mounted overhead braced Floor to ceiling	Floor mounted overhead braced Floor to ceiling	Floor mounted overhead braced Floor to ceiling	Floor mounted overhead braced Floor to ceiling	—
	STACKED PANEL DESIGN	61" (1550 mm) to face	61" (1550 mm) to face	63" (1601 mm) to face	58" (1474 mm) to face	—
	OPTIONS	No-Site strips Continuous hinge Continuous bracket	No-Site strips Continuous hinge Continuous bracket	No-Site strips Continuous hinge Continuous bracket	Integral No-Site design OR Continuous hinge Continuous bracket	—
APPLICATIONS		Schools Office buildings Restaurants Religious facilities	Outdoor facilities Parks Pools Shower rooms	Schools Parks Retail	Airports Stadiums Public rest stops	Boutiques & high-end retail spaces Hotels & casinos Galleries & art museums Restaurants Offices
WARRANTY		15 years: against rust-out 5 years: chrome plated Zamac hardware Lifetime of partition: Stainless Steel Hardware	3 years against delamination and discoloration Lifetime of partition: Stainless Steel Hardware	15 years Lifetime of partition: Stainless Steel Hardware	15 years against rust-out 5 years: chrome plated Zamac hardware Lifetime of partition: Stainless Steel Hardware	15 years Lifetime of partition: Stainless Steel Hardware

VISIT [BRADLEYCORP.COM](http://BRADLEYCORP.COM) FOR **BIM/REVIT AND TECHNICAL DOCUMENTS**

CONTACT YOUR BRADLEY REP FOR SAMPLES



**Commercial Washrooms. Brought to Life.**

HANDWASHING & DRYING | ACCESSORIES | PARTITIONS | LOCKERS

**bradleycorp.com**

800 BRADLEY +1 262 251 6000  
W142 N9101 Fountain Boulevard  
Menomonee Falls, WI USA 53051

# MILLS<sup>®</sup> PRIVACY PARTITIONS

Add privacy, comfort and style to any commercial restroom.



Stainless Steel  
Powder Coated  
Bradmar<sup>™</sup>  
Phenolic

Floor Mounted Overhead Braced  
Floor to Ceiling

Commercial Washrooms. Brought to Life.







## Demand for greater privacy in public restrooms has been a long time coming.

What is privacy? For many it brings to mind ‘a retreat, seclusion, solitude’. While most might not associate those terms with public restrooms, there is no question that privacy is becoming more important to everyone who uses those spaces.

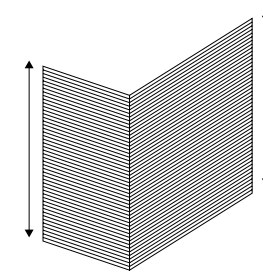
This need for privacy is not new. According to the classic study on restroom design, *The Bathroom* by Alexander Kira, Americans have been uncomfortable with the lack of privacy in the restroom as far back as the 60s! And just like their parents and possibly grandparents, today’s high school students revealed that greater privacy surrounding restroom stalls is the top improvement they’d like to see in their school restrooms.

Taking cues from European influence, Bradley privacy partitions give owners and architects the options to create a comfortable, durable restroom retreat for users.

## Mills Privacy Partition Features

***Nearly 30% of Americans use a public restroom simply to get away.***

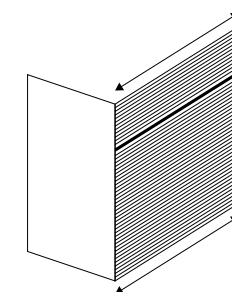
Whether new construction or renovation, Mills Privacy partitions offer all the features you need to give users a private restroom retreat for any application. Save on installation and material costs compared to full wall construction.



### EXTRA HEIGHT DOORS AND PANELS

72" (1829 mm) tall doors and panels mounted 6" (153 mm) AFF

69" (1753 mm) tall doors and panels mounted 9" (230 mm) AFF for ADA stalls




### EXTRA DEPTH PANELS

Available in depths up to 84" (2134 mm)

Available with extra height stalls

Featuring NEW aluminum H-bracket for clean design aesthetic



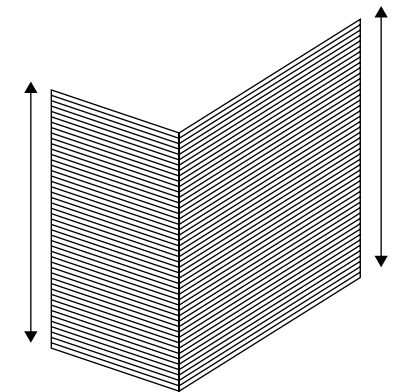
### NO-SITE OPTIONS

Eliminates gaps between doors, pilasters and panels

Bradmar™ partitions available with integral No-Site design

Full privacy height No-Site strips available for stainless steel, powder coated and phenolic partitions

Full privacy height continuous hinges and brackets available for all materials



## Extra Height Doors and Panels

Available in a full range of materials and colors in multiple mounting styles.

### HEIGHT DIMENSIONS

72" (1829 mm) tall doors and panels, mounted 6" (153 mm) AFF

69" (1753 mm) tall doors and panels, mounted 9" (230 mm) AFF for ADA stalls

### MOUNTING STYLES

Floor Mounted Overhead Braced and Floor to Ceiling.

### MATERIALS

Stainless Steel, Powder Coated, Phenolic Core and Bradmar Solid Plastic.

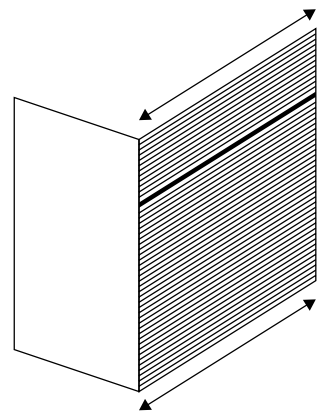
Available in a full range of colors and textures.

All materials have achieved GREENGUARD GOLD Certification.



\* Fusion Granite material's stainless doors have achieved GREENGUARD GOLD Certification



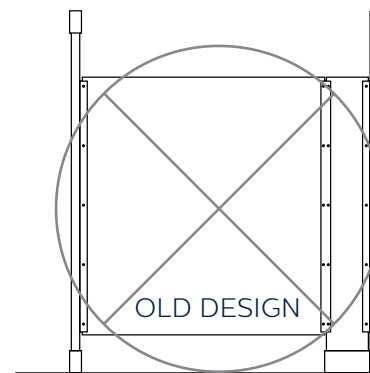


## Extra Depth Panels

Adding additional depth to stalls is a great way to increase feelings of privacy. To achieve this design with taller panels, it's common to see a pilaster used to make up the depth of the stall.

Bradley has solved this issue with our sleek new stacked panel design, which features an aluminum H bracket that provides a cleaner design aesthetic and is easier to install than the previous panel and pilaster design.

Perfect for airports and hotel lobbies where extra space for luggage is a must, or malls and amusement parks where parents need the extra space to care for small children.




## STACKED PANEL DESIGN



The stacked panel design is standard when the depth exceeds the following:

Stainless	61" (1550 mm) to face
Powder Coated	61" (1550 mm) to face
Phenolic Core	63" (1601 mm) to face
Bradmar™	58" (1474 mm) to face



*Almost half of Americans are uncomfortable or bothered by the small gap between doors and pilasters.*

## No-Site Options

Bradmar No-Site style partitions feature an integral, gap-free design between doors and pilasters.

Full privacy height No-Site strips available for stainless steel, powder coated and phenolic partitions.

Full privacy height continuous hinges and brackets available for all materials.





## MILLS PRIVACY OFFERINGS

MATERIAL	DOOR + PANEL HEIGHT	MOUNTING CONFIGURATION	STACKED PANEL DESIGN PARAMETERS	PRIVACY OPTIONS
STAINLESS STEEL	72" (1829 mm) H 6" (153 mm) AFF ADA stalls 69" (1753 mm) H 9" (230 mm) AFF	Floor mounted overhead braced Floor to ceiling	61" (1550 mm) to face	No-Site strips Continuous hinge Continuous bracket
POWDER COATED	72" (1829 mm) H 6" (153 mm) AFF ADA stalls 69" (1753 mm) H 9" (230 mm) AFF	Floor mounted overhead braced Floor to ceiling	61" (1550 mm) to face	No-Site strips Continuous hinge Continuous bracket
PHENOLIC CORE	72" (1829 mm) H 6" (153 mm) AFF ADA stalls 69" (1753 mm) H 9" (230 mm) AFF	Floor mounted overhead braced Floor to ceiling	63" (1601 mm) to face	No-Site strips Continuous hinge Continuous bracket
BRADMAR	72" (1829 mm) H 6" (153 mm) AFF ADA stalls 69" (1753 mm) H 9" (230 mm) AFF	Floor mounted overhead braced Floor to ceiling	58" (1474 mm) to face	Integral No-Site design OR Continuous hinge Continuous bracket

VISIT [BRADLEYCORP.COM](http://BRADLEYCORP.COM) FOR **BIM/REVIT AND TECHNICAL DOCUMENTS**



**Commercial Washrooms. Brought to Life.**

HANDWASHING & DRYING | ACCESSORIES | PARTITIONS | LOCKERS

**bradleycorp.com**  
800 BRADLEY +1 262 251 6000  
W142 N9101 Fountain Boulevard  
Menomonee Falls, WI USA 53051



# Bradmar™ Solid Plastic

PARTITIONS | URINAL AND SIGHT SCREENS | SHOWER STALLS



Owners, facility managers, and architects appreciate the low maintenance and high aesthetic value of solid plastic.

## MATERIAL

Fabricated from an advanced formula of high density polyethylene (HDPE), Bradmar™ solid plastic from Mills® offers the lowest maintenance and the highest durability. With an odor absorption rate of nearly zero, solid plastic is the perfect solution for highly humid or wet areas. Bradmar partitions have 1-inch thick doors, panels and pilasters, and come with a 15-year warranty against rust, corrosion, and delamination.

## PRODUCTS

Sentinel™ overhead braced partitions, floor to ceiling partitions, urinal and sight screens, and shower stalls.

## APPLICATIONS

Educational institutions, theme parks, stadiums, arenas, health clubs, food service, waterparks, locker rooms, and any other high-traffic and/or high humidity or wet area.

Note: Due to printing variances, actual color and sheen of the material may differ. Contact your Bradley representative for material samples.

## BRADMAR COLORS



Beige  
(S202)



Burgundy  
(S211)



Buttermilk  
(M226)



Canyon Granite  
(M244)




Charcoal Gray  
(S215)




Deep Blue  
(S203)



Desert Stone  
(S406)



Gray  
(S200)



Linen  
(M242)



Starry Night  
(S225)




Toffee  
(M227)

## BRADMAR 100% POST-CONSUMER COLORS



Black  
(M258)



Charcoal Gray  
(M248)



Toffee  
(M247)

## BRADMAR 100% PRE-CONSUMER COLOR



Black  
(R205)

# Phenolic

PARTITIONS | URINAL AND SIGHT SCREENS



Solid phenolic core is composed of compressed cellulose fibers impregnated with resins. The surface laminate is fused to the resin-impregnated core. All edges are machined and finished smooth with a 15-degree beveled edge. Material will not delaminate even under extreme conditions. Materials are non-absorbent, impact and graffiti resistant. Materials are impervious to steam, soaps and detergents and will not mildew.

## MATERIAL

Mills® phenolic core partitions are perfect for high traffic areas where durability, strength and finish options are needed. Its impact resistance and superior strength are a result of high heat and high-pressure molding of solid phenolic core material with a decorative melamine surface. 6 standard phenolic colors or patterns are available. Almost any other Formica or Wilsonart color or pattern can be ordered at an additional charge. Mills 3-year warranty against delamination and discoloration.

## PRODUCTS

Sentinel™ overhead-braced, floor-braced, ceiling-hung and floor-to-ceiling partitions, urinal and sight screens.

## APPLICATIONS

Outdoor parks, pools, shower rooms or any application where oil or water resistance is needed. Phenolic partitions withstand wet and humid environments.

Note: Due to printing variances, actual color and sheen of the material may differ. Contact your Bradley representative for material samples.

## PHENOLIC COLORS



Almond  
(0920)



Earth Wash  
(061F)



Graphite Grafix  
(006F)



Folkstone Celesta  
(012F)



Natural Canvas  
(7022)



NavyGrafix  
(7018)

**Commercial Washrooms. Brought to Life.**



# Powder Coated

## PARTITIONS | URINAL AND SIGHT SCREENS



Constructed of galvanized steel, cleaned and coated electrostatically and then cured for a mar-resistant finish. Patented Permaseal™ edge design features a water tight fit for superior panel integrity against moisture penetration to stop panels rusting from the inside.

### MATERIAL

Mills® state-of-the-art paint system offers 15 rich powder coated colors with long-lasting finishes. Colors are pre-tested, oven temperatures are controlled exactly, and conveyor speed is monitored. This electrostatically-applied powder coated finish and the Permaseal edge makes Mills the best metal partition system available. Exclusive 15-year warranty against “rust-out.”

### PRODUCTS

Sentinel™ overhead braced partitions, floor braced partitions, ceiling hung partitions, floor to ceiling partitions, urinal and sight screens.

### APPLICATIONS

Mills powder coated partitions are a beautiful, yet durable and economical choice for office buildings, restaurants, religious facilities or any application with moderate traffic. For immediate delivery from stock colors, contact your local Mills distributor.

Due to the printing process, colors shown approximate as closely as possible to the actual paint colors. Sherwin-Williams® is a federally registered trademark of the Sherwin Williams Company or one of its wholly owned subsidiaries. CMD 13-05-0009

### POWDER COATED COLORS

				
Adaptive Shade (7053)	Almond (2103)	Black (0250)	Buff (1029)	Burgundy (0410)
				
Carnival Red (2145)	Cyberspace (7076)	Dove Gray (2125)	Dusk Gray (0177)	Glacier Blue (0550)
				
Polo Green (0386)	Royal Blue (0260)	Toffee (8517)	Warm Gray (0412)	White (0750)

**Commercial Washrooms. Brought to Life.**